

EzCalipre

2/3D ELECTRONIC MEASURING GAUGE

Autorobot®



Electronic 2/3D tram gauge
for vehicle measuring

+ Technology
from FINLAND

MEASURING
SYSTEMS

Electronic 2/3D tram gauge for vehicle measuring


EzCalipre is an advanced 2/3D measuring device for exact verification of vehicle chassis and body condition and for damage documentation, developed by Autorobot Finland Oy. The new tram gauge is easily portable and movable, it can be used for 2/3D measuring in all kinds of surroundings, and therefore it opens up whole new scopes for vehicle estimation.

Applicable everywhere

System calibrating and 3D measuring can be done on the body shop yard or on a post lift when estimating the vehicle's repair cost, or during straightening work when the car is mounted in a frame bench of any kind, or when the car has been brought in an inspector's office to be certified for roadworthiness for example.

Modern data transfer

Data on vehicle's present condition, which is provided by EzCalipre's length sensor and inclinometer for height, gets transmitted in the PC measuring software with wireless WLAN connection (Wireless Local Area Network). Immediate, direct data transfer totally eliminates mistakes with typing etc. Measuring results can be viewed immediately both on EzCalipre tram gauge display and on PC screen.



Areas of use

EzCalipre is suitable for measuring passenger vehicles, cross country vehicles and vans, and its' most essential purpose is to serve body shop diagnostics and structural vehicle repair. Wireless and easily portable with the carry case, it is easy to move around. Just like your laptop, EzCalipre Li-Ion battery makes it a mobile solution which adapts to the moving work of insurance company inspectors, for example.

Patent pending.

Damage estimation

Measuring with EzCalipre makes vehicle straightening work quicker and ensures the quality of your work. EzCalipre's technique is supported by Autorobot's own, very comprehensive vehicle data files (approximately 60 reference points per vehicle). EzCalipre provides a quick report on side damage, showing by how many millimeters the B pillar has bent in (picture 2) for example, and if the crash has shortened the middle section of the body (picture 3). This information helps to produce a realistic cost estimate and repair schedule. In these pictures the measured values are saved in a portable computer.

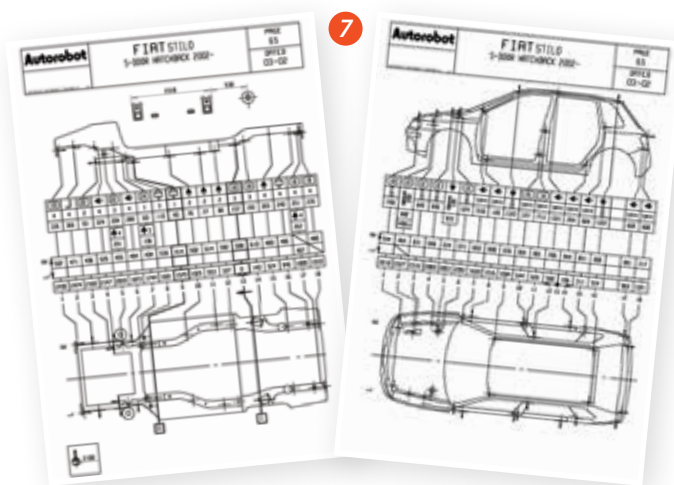
Wireless data transfer

EzCalipre central processing unit (CPU) reads the exact locations of the vehicle points with the help of in-built sensors for length and vertical inclination. Measuring points can be selected in the display of the CPU, and saved in the computer database. Chassis and/or body points that were saved during the measuring session can be printed out on separate Before Repair or After Repair reports, or both. Autorobot EzCalipre tram gauge uses wireless WLAN technique and therefore it can be used with nearly all kinds of computers.



Consistent quality control

During their long existence the Autorobot datasheets have developed very clear and easily conceivable, containing unique information on chassis and body measures. The data files consist of drawings and numerical information plus actual photographs on measuring points. Datasheets show also which measuring head should be used for the vehicle point in question.



Detailed photographs on measuring points (newest datasheets) help the user to identify the datasheet points in practice. Details can be enlarged and printed out for review. Abundant data updates on new vehicles are available upon annual subscriptions via internet and on CD-ROMS.



Control the whole vehicle body

EzCalibre Tram Gauge comes with vehicle specifications on both vehicle upper body and chassis. Therefore it allows checking the quality of the body form all around the vehicle. What makes EzCalibre very a unique device is its' capability to register height differences in vehicle measures (patented feature).



15



16

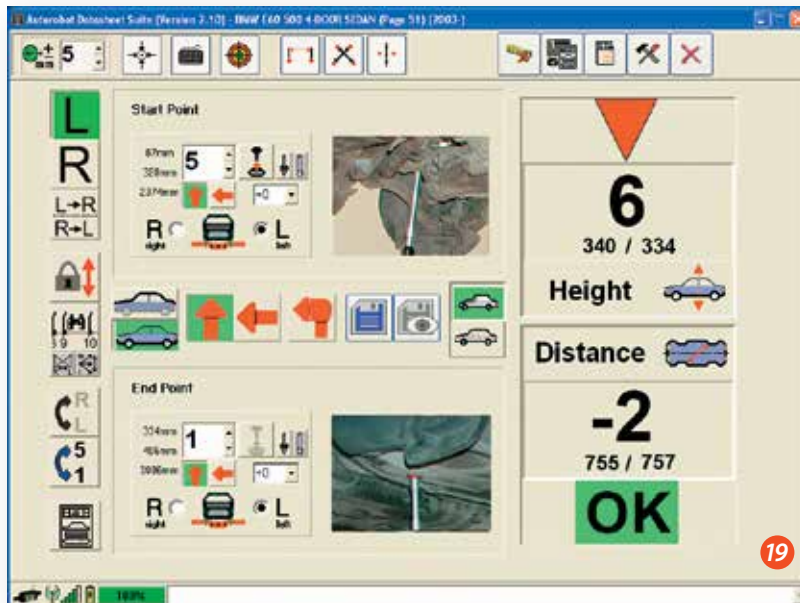


17

AUTOROBOT MEASURING CERTIFICATE									
Bodyshop: Autorobot Poland Sp. z o.o. (ul. Jeroz 23, 70-100 Kępno)					Phone # www.autorobot.pl				
Project name: Technician:			Project Start: Project End:			Hour: Charge:			
Vehicle: VOLVO S60 4-DOOR SEDAN (Page 28)					VIN:		Year: Color:		
Class:		Phone #		Mobile #					
Address:		ZIP:		City:					
Insurance Company name:					Phone #		Mobile #		
Inspector:									
UNDERBODY - BEFORE									
START POINT #	END POINT #	TOLERANCE +/- mm	ACTUAL		DATASHEET		DIFFERENCE		NOTES
76	86	3	133	783	133	792	OK	OK	
76	86	3	133	838	133	828	OK	OK	
76	86	3	133	837	133	828	OK	OK	
76	86	3	133	791	133	792	OK	OK	
76	78	3	48	891	47	882	OK	OK	

18

Versatile measuring reports serve as certificates on professionally accomplished repairs. This is very important for the customer, insurance companies and vehicle inspection offices.



Measuring software uses large numbers, so the measuring process can easily be followed even at a small distance. Measuring window indicates both reference value and actual value plus the existing difference. Results outside the accepted tolerance appear with clear a red arrow.



EzCalipre Tram Gauge can perform several special functions: symmetry measuring, cross measuring, distance and width measuring etc. which help the body shop to accomplish a wide variety of jobs in minimum time.

EzCalipre technical information

Measures length and height
Height measuring based on reading vertical angle
Works together with a computer (not without a PC)
WLAN connection between tram gauge and computer
Datasheet and software updates are available via internet
Length 1140 mm, extension bars 760 mm and 900 mm, max. total length 2.8 m
Weight approx. 2 kg (without extensions bars)
Rechargeable batteries (Li-Ion)
5 hours operating time

EzCalipre functions

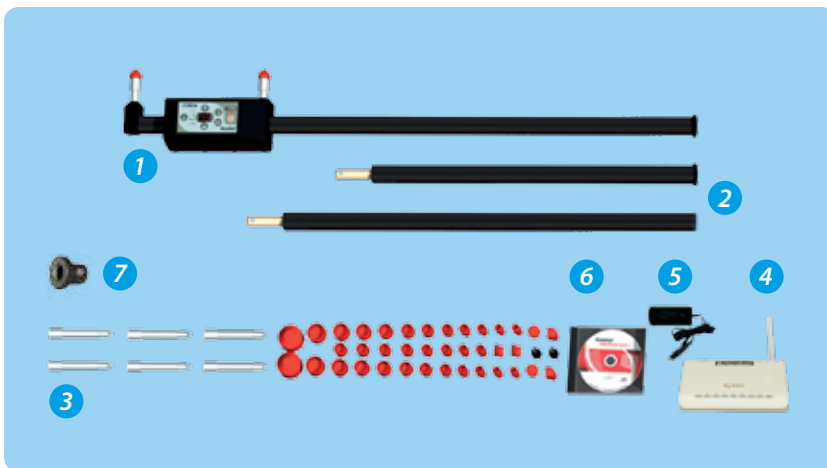
Measures distance between start point and end point (length) and height difference. Autorobot datasheet points are used as reference values.
Display can show length difference (vs. reference point), height difference (vs. reference point), start point number and end point number.
Point number display indicates also the selected vehicle side (L/R).
Necessary functions can be carried out from the tram gauge display unit itself: start point and end point selection, saving measuring results in the computer, and selecting display mode for example.
Ability to print the measurement results and save them in a file
Warns for low battery. Battery status can also be shown on the display as a numerical value (0-99).



EzCalipre 300EL+1A is delivered in a convient carry case, which holds measuring instruments in perfect order.


21

EzCalipre[®] Autorobot



300EL+

- 1 Tram gauge with display unit (CPU)
- 2 Extension bars 760 + 900 mm
- 3 Set of measuring instruments
- 4 WLAN router
- 5 Battery charger
- 6 CD-ROM with datasheets
- 7 Magnetic holder



300EL+1A

- 1 Tram gauge with display unit (CPU)
- 2 Extension bars 760 + 900 mm
- 3 Set of measuring instruments
- 4 WLAN router
- 5 Battery charger
- 6 CD-ROM with datasheets
- 7 Magnetic holder
- 8 Carry case



10



9

300EL+3

- 1 Tram gauge with display unit (CPU)
- 2 Extension bars 760 + 900 mm
- 3 Set of measuring instruments
- 4 WLAN router
- 5 Battery charger
- 6 CD-ROM with datasheets
- 7 Magnetic holder 300EL+M
- 9 PC cabin

Lisävarusteet

- 8 Carry case
- 9 PC cabin 300EL+1D
- 10 Magnetic holder 300EL+M

Autorobot® Tracker



300EL+4

Inclination tracking device

Autorobot Tracker 300EL+4 (optional accessory) is designed to be used with EzCalibre for tracking the inclination changes of the vehicle during the measuring process. The device makes the measuring during the repair quick.

Autorobot Tracker uses also wireless WLAN technique to communicate with measuring computer and it reports all the changes in vehicle inclination after EzCalibre has been calibrated to the vehicle. If inclination of the vehicle is changed, measuring software will change the calibration of the EzCalibre accordingly. When Autorobot Tracker device is used with EzCalibre, vehicle can be raised or lowered on a lift or on a bench during the damage estimation or body repair work. With Autorobot Tracker unit it is possible to measure the whole vehicle including body, chassis and side structures using one and the same calibration of the EzCalibre tram gauge.


Tracker technical information

Function panel indicates status of calibration, signal strength and battery level

Rechargeable Li-Ion battery is charged with EzCalibre charger or with additional charger (sold separately 203316)

10 hour operating time

Weight approx. 1,4 kg



Tracker stand is used to mount Tracker on the vehicle (for example on the roof). The stand is equipped with 2 magnets to keep the device stationary.

Accessories

Additional Li-ion charger for Tracker (spare part no. 203316)



300EL+5 Stand for Autorobot Tracker



Manufacturer:



Yrittäjätie 23, 70150 Kuopio, Finland
Tel. +358 10 322 5711, +358 50 408 0937
E-mail: autorobot@autorobot.com
www.autorobot.com

Seller: